

## Guideline:

Access to personal data

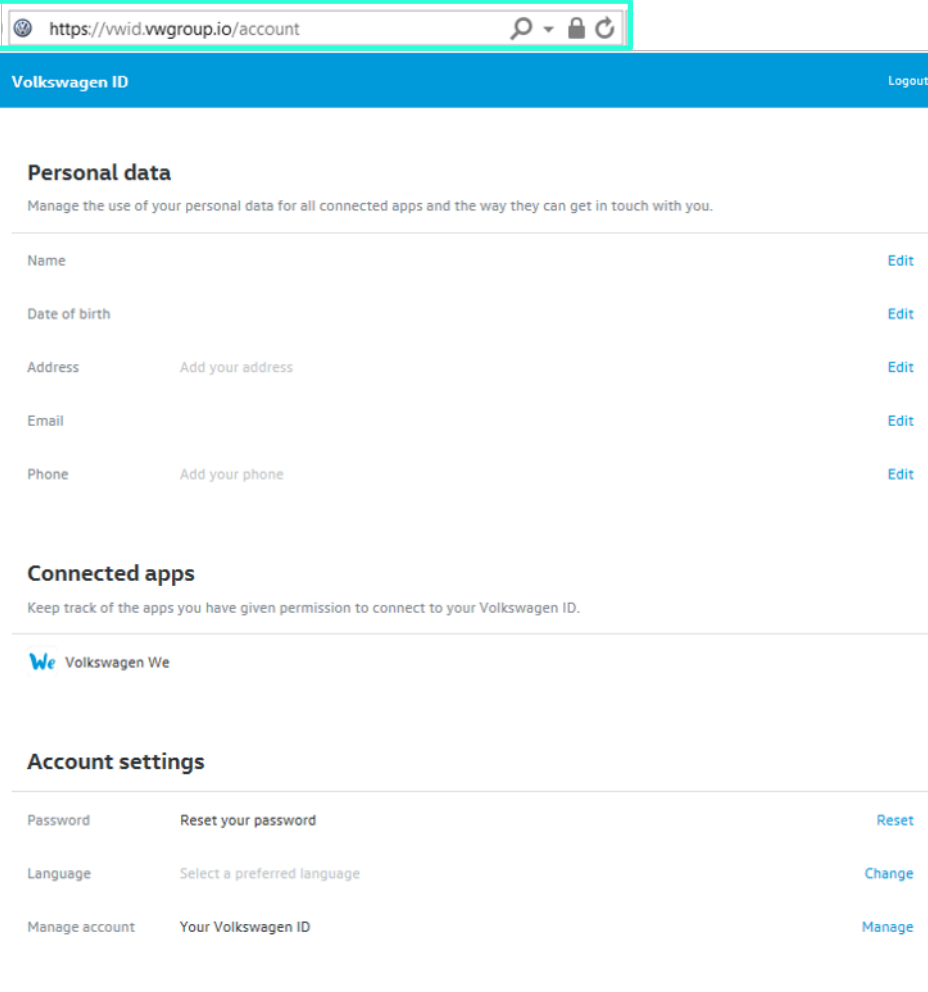
# Volkswagen ID


connected digital services:

- VW Connect
- We Park
- We Experience
- Volkswagen We
- Amarok Club



# Access to personal data in the Volkswagen ID user account and the connected digital services

1 The screenshot shows the Volkswagen ID user account page. The browser address bar is highlighted with a red box and contains the URL 'https://vwid.vwgroup.io/account'. The page header is blue with 'Volkswagen ID' on the left and 'Logout' on the right. The main content area is white and divided into sections: 'Personal data' (with a sub-header 'Manage the use of your personal data for all connected apps and the way they can get in touch with you.'), 'Connected apps', and 'Account settings'. The 'Personal data' section lists fields: Name, Date of birth, Address (with 'Add your address' text), Email, and Phone (with 'Add your phone' text). Each field has an 'Edit' link. The 'Connected apps' section has a sub-header 'Keep track of the apps you have given permission to connect to your Volkswagen ID.' and shows one app: 'Volkswagen We'. The 'Account settings' section lists: Password (with 'Reset your password' text and 'Reset' link), Language (with 'Select a preferred language' text and 'Change' link), and Manage account (with 'Your Volkswagen ID' text and 'Manage' link).

2 The screenshot shows the 'Privacy' section of the Volkswagen ID user account. The 'Privacy' header is highlighted with a red box. Below it, there is a row with 'My data' on the left, a red circle containing the number '3' in the middle, and 'Download a copy of your data' on the right. At the bottom right of this row is a 'Manage' link.

1. Open the Volkswagen ID user account. (https://vwid.vwgroup.io//myaccount)
2. Navigate to „Privacy“ section.
3. The button („privacy“) can be used to create an archive (ZIP-File), which contains all customer's personal data.



# Access to personal data in the Volkswagen ID user account and the connected digital services

4 My data

**Download a copy of your data**  
Create an archive of all data in your account. This includes your personal information, connected apps data, and more.

Encrypt my archive (Recommended)

Your archive will be encrypted with a randomly generated 8-character alphanumeric code which you will need to enter when accessing it. This adds an extra layer of security and is recommended.

[Learn more](#)

▼ Show history


Close Create archive

4. Clicking on "My data" open another button that will allow you to create the archive.

5. After that an authentication of your person is necessary. Please enter your Volkswagen ID password and make a note of the 8-digit encryption code.

6. The created archive can be downloaded in the section „My data“.  
(here: „VolkswagenID-20181002“)

5



Login with your Volkswagen ID

Log in

[Forgot password?](#)

[Create an account](#)

[Imprint | Legal Notice](#)

Privacy

My data

**Download a copy of your data**  
The archive you created on October 8, 2018 is ready. It will be available for you to download until October 15, 2018.

Because the archive may contain your private information, please do not download or upload it on public computers, or where it can be accessed by others.

[Learn more](#)

6

■ VolkswagenID-20181008	Download (2 MB)
6 days left	Delete

▼ Show history

Close Create new archive

7. Unzip the downloaded archive and open the included "index" file. An overview of your Volkswagen archive opens.

