



Guideline: Access to personal data

Volkswagen ID

Connected Digital Services:

- We Connect
- myVolkswagen
- We Deliver
- We Charge

Wolfsburg | December 22, 2020

Data classification: Internal

Access to personal data in the Volkswagen ID user account and the connected digital services

1 <https://vwid.vwgroup.io/account>

Volkswagen ID Logout

Personal data

Manage the use of your personal data for all connected apps and the way they can get in touch with you.

Name	Add your name	Edit
Nickname	Add your nickname	Edit
Date of birth	Add your date of birth	Edit
Address	Add your address	Edit

Connected apps

Keep track of the apps you have given permission to connect to your Volkswagen ID.

Account settings

Password	Reset your password	Reset
Language	Deutsch	Change
Manage account	Your Volkswagen ID	Manage

Privacy

My data	Download a copy of your data	Manage
---------	------------------------------	--------

2

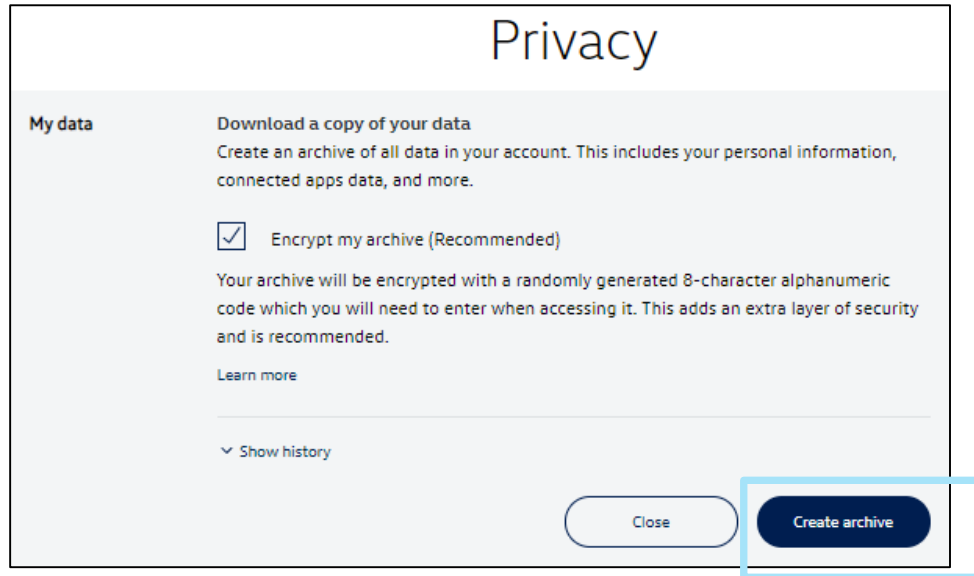
3

1. Open the Volkswagen ID user account (<https://vwid.vwgroup.io//myaccount>).
2. Navigate to „Privacy“ section.
3. The button („privacy“) can be used to create an archive (ZIP-File), which contains all customer's personal data.



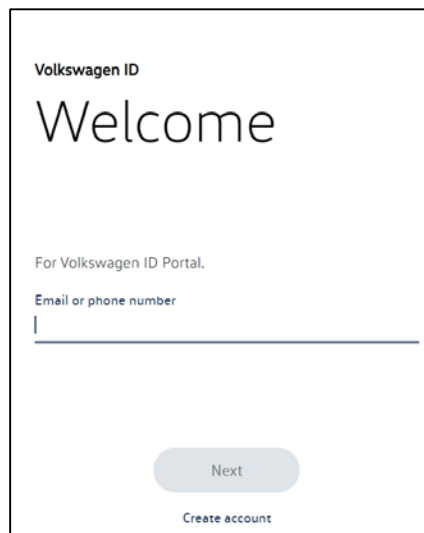
Access to personal data in the Volkswagen ID user account and the connected digital services

4



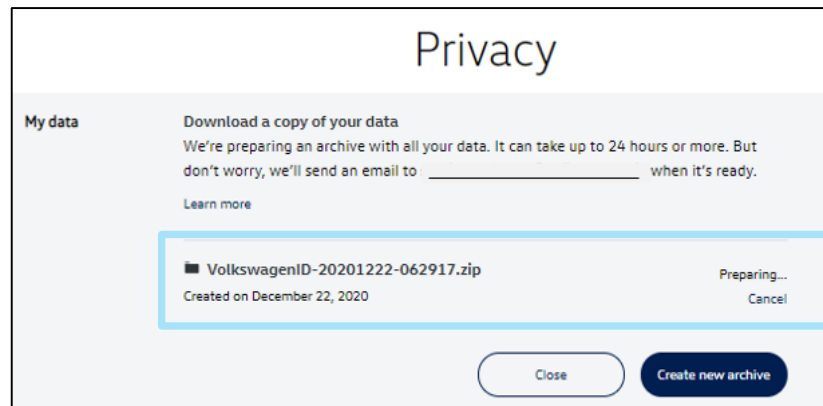
4. Clicking on "My data" open another button that will allow you to create the archive.

5



5. After that an authentication of your person is necessary. Please enter your Volkswagen ID password and make a note of the 8-digit encryption code.

6



6. The created archive can be downloaded in the section „My data“ (here: „VolkswagenID-20201222“)

7. Unzip the downloaded archive and open the included "index" file. An overview of your Volkswagen archive opens.

